

ATX™ JBEP Series Undrilled and Pre-Drilled, FRP Empty Junction Boxes

Fiberglass Reinforced Polyester. Increased Safety. For Field Drilling and Customization.

NEC/CEC:
Class I, Zone 1, AEx e IIC, T5 or T6
Ex e IIC, T5 or T6
IP66

ATEX/IECEx:
Zone 1 and 2 – 21 and 22
Ⓢ II 2 GD
IP66 – IK10

Applications

- Designed for Zones 1 or 2 areas, where flammable gases or vapors are present either continuously, often or accidentally such as:
 - Petroleum
 - Chemical
 - Refineries
 - Other industrial process facilities
- Ideal for indoor/outdoor use with wet or corrosive atmospheres.
- Designed for use in Zones 21 or 22 areas where flammables dusts (conductive and non conductive) are present either continuously, often or accidentally such as:
 - Food processing
 - Dairy
 - Brewing
 - Other industrial process facilities
- Designed for Zone 0 and Zone 20 Intrinsically Safe applications when used with rated terminals.

Features

- Available in a wide range of sizes:
 - For armored, unarmored or armored lead sheathed cable
 - For use with Mantle Clamping (Pillar Terminals) for use as instrumentation, electrical or power terminals
 - For use with a variety of connection and earth terminals
- Optional external hinged enclosures:
 - Reversible door opening 120°.
 - Door with double bar lock.
 - Key locking facility.
- Refer to the technical guide to determine permitted and sizes of terminals and cables entries for self arrangement.

Standard materials


- Enclosures: Static resistant carbon filled fiberglass reinforced polyester (FRP)
- Hardware: stainless steel
- Gasket for sizes 85 x 85, 120 x 120: silicone
- Gasket for other sizes: EPDM (ethylene propylene diene monomer rubber)

Options

- External hinges are available on the following sizes:
 - 500 x 320 x 150
 - 500 x 320 x 230
 - 750 x 320 x 150
 - 750 x 320 x 230
- Silicone gasket available for sizes 170 x 170 and 200 x 215
- Removable glands plates
- Nameplates
- Mounting pan
- Terminal rail
- Inside pocket for document
- Consult factory for custom drilling and assembly requirements.

NEC/CEC Certifications and Compliances

- UL Standard: UL 60079-0; 60079-7
- CSA Standard: C22.2 No. 60079-0: 11; 60079-7: 12
- cCSAus Certified: 2625458
- CSA Listed: 013017



ATEX/IECEx Certifications and Compliances

- Certification Type JBEP
 - Gas, Zones 1 and 2:
 - Conforming to ATEX 94/9/EC: Ⓢ IIG
 - Conforming to IECEx: EPL Gb
 - Type of Protection: Ex eb IIC, Ex eb ia IIC, Ex eb ib IIC, Ex ib IIC
 - Temperature Class: T6 for $T_a \leq +40\text{ °C}$ (+104 °F), T5 for $T_a \leq +60\text{ °C}$ (+140 °F) and T3 for $T_a \leq +90\text{ °C}$ (+194 °F) for sizes 85 x 85, 120 x 120
 - Dusts, Zones 21 and 22:
 - Conforming to ATEX: Ⓢ IID
 - Conforming to IECEx: EPL Db
 - Type of Protection: Ex tb IIIC
 - Surface Temperature : T60 °C (T140 °F) for $T_a \leq +40\text{ °C}$ (+104 °F), T90 °C (T194 °F) for $T_a \leq +60\text{ °C}$ (+140 °F) and T110 °C (T230 °F) for $T_a \leq +90\text{ °C}$ (+194 °F) for sizes 85 x 85, 120 x 120
 - Gas, Zone 0:
 - Conforming to ATEX 94/9/EC: Ⓢ II 1G
 - Conforming to IECEx : EPL Ga
 - Type of Protection: Ex ia IIC
 - T Rating: T6 for $T_a \leq +40\text{ °C}$ (+104 °F) and T5 for $T_a \leq +60\text{ °C}$ (+140 °F) and T3 for $T_a \leq +90\text{ °C}$ (+194 °F) for sizes 85 x 85, 120 x 120
 - Dusts, Zones 20:
 - Conforming to ATEX: Ⓢ II 1D
 - Conforming to IECEx: EPL Da
 - Type of Protection: Ex ia IIIC
 - Surface Temperature : T60 °C (T140 °F) for $T_a \leq +40\text{ °C}$ (+104 °F), T90 °C (T194 °F) for $T_a \leq +60\text{ °C}$ (+140 °F) and T110 °C (T230 °F) for $T_a \leq +90\text{ °C}$ (+194 °F) for sizes 85 x 85, 120 x 120
- ATEX Certificate: LCIE 12 ATEX 3037X
- EC Declaration of Conformity : 50291
- IECEx Certificate: IECEx LCIE 13.0003X
- Index of Protection according EN/IEC 60529: IP66
- Impact Resistance: IK10

EURASEC Certification

- EURASEC N° TC RU C-FR.Г505.B.00911

Other Certification

- INMETRO Certificate: BVC 13.3238 - X Ⓢ

Ⓢ INMETRO certification available on special request only. Contact your local sales representative for more information.

ATX™ JBEP Series Undrilled and Pre-Drilled, FRP Empty Junction Boxes

Fiberglass Reinforced Polyester. Increased Safety. For Field Drilling and Customization.

NEC/CEC:
 Class I, Zone 1, AEx e IIC, T5 or T6
 Ex e IIC, T5 or T6
 IP66

ATEX/IECEX:
 Zone 1 and 2 – 21 and 22
 II 2 GD
 IP66 – IK10

Catalog Numbering Guide - JBEP Undrilled and Pre-Drilled, Empty Junction Boxes

<p>JBE</p> <p>Series: JBE - NEC/CEC and ATEX/ IECEx Certified Junction Box</p>	<p>P</p> <p>Material: P - Polyester</p>	<p>08</p> <p>Dimensions Height mm (in): 08 - 85 (3.35) 12 - 120 (4.72) 17 - 170 (6.69) 20 - 200 (7.87) 21 - 215 (8.46) 23 - 230 (9.05) 25 - 250 (9.84) 32 - 320 (12.60) 50 - 500 (19.69) 75 - 750 (29.53)</p>	<p>08</p> <p>Dimensions Width mm (in): 08 - 85 (3.35) 12 - 120 (4.72) 17 - 170 (6.69) 20 - 200 (7.87) 21 - 215 (8.46) 25 - 250 (9.84) 32 - 320 (12.60) 50 - 500 (19.69) 75 - 750 (29.53)</p>	<p>06</p> <p>Dimensions Depth mm (in): 06 - 61 (2.36) 07 - 66 (2.60) 09 - 91 (3.58) 09S - 91 (3.58) ① 11 - 116 (4.57) 15 - 150 (5.91) 23 - 230 (9.06)</p>	<p>0</p> <p>Gland Plates (for location see chart below): 0 - No Gland Plate 1 - Bottom, Plastic 2 - Top and Bottom, Plastic 3 - Bottom and Sides, Plastic 4 - All Sides Plastic, 5 - Bottom, Brass 6 - Top and Bottom, Brass 7 - Bottom and Sides, Brass 8 - All Sides, Brass</p>	<p>G</p> <p>Options: (Options must be listed alphabetically) A - Earth continuity Brass Plate G - Cable Glands M - Mounting Pan H - Hinges for sizes 500 or 750 x 320 x 150 or 230 mm (19.69" or 29.53" x 9.06" x 5.91" or 9.06") HR - Horizontal DIN-Rail VR - Vertical DIN-Rail # - Customized at Factory</p>
---	---	---	---	--	--	---

① 09S Internal dimensions are 0.9 mm (0.035 in) less than the 09 internal dimensions.

ATX™ JBEP Series Undrilled and Pre-Drilled, FRP Empty Junction Boxes

Fiberglass Reinforced Polyester. Increased Safety. For Field Drilling and Customization.

NEC/CEC:
Class I, Zone 1, AEx e IIC, T5 or T6
Ex e IIC, T5 or T6
IP66

ATEX/IECEX:
Zone 1 and 2 – 21 and 22
⊕ II 2 GD
IP66 – IK10

Gland Plate Location Chart ①

Height x Width x Depth Dimensions in Millimeters (Inches)				
250 x 320 x 150 (9.84 x 12.60 x 5.91)	500 x 320 x 150 or 230 (19.69 x 12.60 x 5.91 or 12.60)	750 x 320 x 150 or 230 (29.53 x 12.60 x 5.91 or 12.60)	320 x 500 x 150 or 230 (12.60 x 19.69 x 5.91 or 12.60)	320 x 750 x 150 or 230 (12.60 x 29.53 x 5.91 or 12.60)
Bottom				
Top and Bottom				
Bottom and Sides				
N/A				
All Sides				
N/A				

Spare Removable Gland Plate — Supplied with Gasket and Hardware

Description	Size	Weight – kg (lb)	Volume – dm ³ (in ³)	Size – mm (in)	Catalog Number	
	Plastic	A	0.56 (1.24)	0.8 (48.8)	127 X 268 (5.00 X 10.55)	JBEPGPPA
	Plastic	B	0.51 (1.13)	0.6 (37.0)	127 X 203 (5.00 X 8.00)	JBEPGPPB
	Brass	A	1.5 (3.3)	0.8 (48.8)	127 X 268 (5.00 X 10.55)	JBEPGPBA
	Brass	B	1.30 (2.87)	0.6 (37.0)	127 X 203 (5.00 X 8.00)	JBEPGPBB

① A = 127 x 268 (5" x 10.55").
B = 127 x 203 (5" x 8").

ATX™ JBEP Series Undrilled and Pre-Drilled, FRP Empty Junction Boxes





Fiberglass Reinforced Polyester. Increased Safety. For Field Drilling and Customization.

NEC/CEC:
Class I, Zone 1, AEx e IIC, T5 or T6
Ex e IIC, T5 or T6
IP66

ATEX/IECEX:
Zone 1 and 2 – 21 and 22
II 2 GD
IP66 – IK10

Ex eb IIC Polyester Enclosures

For use with Ex certified terminals only (not supplied). DIN-Rail not supplied.
For DIN Rail dimensions, see DIN Rail Sizes chart on following page.

	Dimension – H x W x D – mm (in)	Enclosure Weight – kg (lb)	Enclosure Volume – dm ³ (in ³)	Shipping Carton Volume – dm ³ (in ³)	Catalog Number ①
	85 x 85 x 60 (3.35 x 3.35 x 2.36)	0.38 (0.84)	0.43 (26.45)	1.35 (82.38)	JBEP0808060 ②
	120 x 120 x 91 (4.75 x 4.75 x 3.58)	0.75 (1.65)	1.31 (79.97)	1.98 (121.10)	JBEP121209S0
	170 x 170 x 91 (6.69 x 6.69 x 3.58)	1.32 (2.91)	2.63 (160.49)	4.04 (246.56)	JBEP1717090
	200 x 215 x 95 (7.87 x 8.47 x 3.74)	2.06 (4.54)	4.09 (249.28)	9.54 (582.17)	JBEP2021100
	200 x 215 x 150 (7.87 x 8.47 x 5.91)	2.67 (5.89)	6.45 (393.60)	9.54 (582.17)	JBEP2021150
	250 x 320 x 150 (9.84 x 12.60 x 5.91)	3.90 (8.60)	12.00 (732.28)	19.35 (1181.01)	JBEP2532150
	500 x 320 x 150 (19.69 x 12.60 x 5.91)	6.39 (14.09)	24.00 (1464.57)	71.63 (4371.33)	JBEP5032150
	750 x 320 x 150 (29.53 x 12.60 x 5.91)	8.69 (19.16)	36.00 (2196.85)	46.41 (2831.84)	JBEP7532150
	320 x 250 x 150 (12.60 x 9.84 x 5.91)	3.90 (8.60)	12.00 (732.28)	19.35 (1181.01)	JBEP3225150
	320 x 500 x 150 (12.60 x 19.69 x 5.91)	6.39 (14.09)	24.00 (1464.57)	71.63 (4371.33)	JBEP3250150
	320 x 750 x 150 (12.60 x 29.53 x 5.91)	8.69 (19.16)	36.00 (2196.85)	46.41 (2831.84)	JBEP3275150
	500 x 320 x 230 (19.69 x 12.60 x 9.06)	8.02 (17.68)	36.80 (2245.67)	71.63 (4371.33)	JBEP5032230
	750 x 320 x 230 (29.53 x 12.60 x 9.06)	11.54 (25.44)	55.20 (3368.51)	82.13 (5011.76)	JBEP7532230
	320 x 500 x 230 (12.60 x 19.69 x 9.06)	8.02 (17.68)	36.80 (2245.67)	71.63 (4371.33)	JBEP3250230
	320 x 750 x 230 (12.60 x 29.53 x 9.06)	11.54 (25.44)	55.20 (3368.51)	82.13 (5011.76)	JBEP3275230

① To order enclosure fitted with removable gland plate as standard, replace last digit of the catalog number 0 with 1 to 8; example: JBEP3275238.
② Due to the small size of the JBEP0808060, the optional Laminated Plastic Nameplate for Engraving is not recommended for this enclosure.
The 85 x 85 x 60 mm (3.35 x 3.35 x 2.36 in) dimensions do not allow for mounting space beyond the factory adhered product label.

ATX™ JBEP Series Undrilled and Pre-Drilled, FRP Empty Junction Boxes

Fiberglass Reinforced Polyester. Increased Safety. For Field Drilling and Customization.



NEC/CEC:
Class I, Zone 1, AEx e IIC, T5 or T6
Ex e IIC, T5 or T6
IP66

ATEX/IECEX:
Zone 1 and 2 – 21 and 22
II 2 GD
IP66 – IK10

Ex eb IIC Factory Drilled JBEP Polyester Junction Boxes Equipped with One horizontal Symmetrical Zinc Plated Rail, Yellow Laminated Plastic Label with Black Lettering, Internal earth terminal, and Earth Continuity Device.

For use with Ex terminals only (not supplied).
Cable glands and plugs ordered separately.



Enclosure Type	Rail Length Capacity (mm)	Clearance Holes Per Side				Weight kg (lb)	Volume dm ³ (in ³)	Dimensions H x W x D – mm (in)	Catalog Number
		A	B	C	D				
 JBEP0808060	41	—	1 x M20	1 x M20	1 x M20	0.42 (0.93)	0.44 (26.9)	85 x 85 x 60 (3.35 x 3.35 x 2.36)	JBEP080806003 ①
JBEP0808060	41	1 x M20	1 x M20	1 x M20	1 x M20	0.42 (0.93)	0.44 (26.9)	85 x 85 x 60 (3.35 x 3.35 x 2.36)	JBEP080806004 ①
JBEP121209S0	73	—	1 x M20	1 x M20	1 x M20	0.85 (1.87)	1.31 (80.0)	120 x 120 x 91 (4.72 x 4.72 x 3.58)	JBEP121209003
JBEP121209S0	73	1 x M20	1 x M20	1 x M20	1 x M20	0.85 (1.87)	1.31 (80.0)	120 x 120 x 91 (4.72 x 4.72 x 3.58)	JBEP121209004
 JBEP1717090	122	1 x M20	1 x M20	1 x M20	1 x M20	1.54 (3.40)	2.65 (162.0)	170 x 170 x 91 (6.69 x 6.69 x 3.58)	JBEP171709004
JBEP1717090	122	—	2 x M20	2 x M20	2 x M20	1.54 (3.40)	2.65 (162.0)	170 x 170 x 91 (6.69 x 6.69 x 3.58)	JBEP171709006
JBEP1717090	122	1 x M25	1 x M25	1 x M25	1 x M25	1.54 (3.40)	2.65 (162.0)	170 x 170 x 91 (6.69 x 6.69 x 3.58)	JBEP171709014
JBEP1717090	122	—	2 x M25	2 x M25	2 x M25	1.54 (3.40)	2.65 (162.0)	170 x 170 x 91 (6.69 x 6.69 x 3.58)	JBEP171709016

① Due to the size of JBEP0808060, optional Laminated Plastic Nameplate for Engraving is not recommended for this enclosure. The 85 x 85 x 60 mm (3.35 x 3.35 x 2.36 in) dimensions do not allow for mounting space beyond the factory adhered product label.

ATX™ JBEP Series Undrilled and Pre-Drilled, FRP Empty Junction Boxes

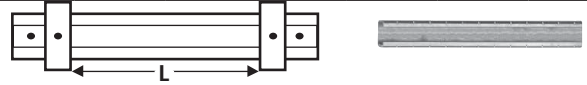
Fiberglass Reinforced Polyester. Increased Safety. For Field Drilling and Customization.

NEC/CEC:
Class I, Zone 1, AEx e IIC, T5 or T6
Ex e IIC, T5 or T6
IP66

ATEX/IECEX:
Zone 1 and 2 – 21 and 22
II 2 GD
IP66 – IK10

Horizontal Din Rail

Rail size for JBEP080806 15 x 5.5 mm. All other rail sizes are 35 x 15 mm or 35 x 7.5 mm.
NEC/CEC and ATEX/IECEX: Terminal block WDU used for all sizes.



Enclosure Catalog Number	Horizontal Terminal Rail			Number of Terminals of the same pitch per rail — Nominal cross section (mm ²)/pitch (mm)											Earthing Bar
	Overall Length	L	Max. Qty	2.5 / 5.1	4 / 6.1	6 / 7.9	10 / 9.9	16 / 11.9	35 / 16	50 / 18.5	70 / 20.5	95/120 / 27			
JBEP0808060	—	70	41	1	6	4	4	0	0	0	0	0	0	N/A	
JBEP121209S0	—	94	73	1	14	12	0	0	0	0	0	0	0	N/A	
JBEP1717090	—	150	122	1	24	20	15	12	9	0	0	0	0	90	
JBEP2021100	—	190	165	1	32	27	20	16	13	9	0	0	0	195	
JBEP2021150	—	199	165	1	32	27	20	16	13	9	0	0	0	155	
JBEP2532150	==	296	245	2	96	80	34	27	22	16	0	0	0	230	
JBEP3225150	==	223	199	2	78	66	50	40	32	12	10	9	0	160	
JBEP3250150	===	476	450	2	176	146	114	90	74	27	23	21	0	470	
JBEP3250230	===	476	450	2	176	146	114	90	74	27	23	21	0	470	
JBEP3275150	===	728	700	2	274	228	176	140	116	43	37	33	0	720	
JBEP3275230	===	728	700	2	274	228	176	140	116	43	37	33	0	720	
JBEP5032150	====	296	270	4	198	168	100	79	64	32	14	12	9	230	
JBEP5032230	====	296	270	4	198	168	100	79	64	32	14	12	9	230	
JBEP7532150	=====	296	270	6	318	264	168	133	88	46	28	24	9	230	
JBEP7532230	=====	296	270	6	318	264	168	133	88	46	28	24	9	230	

ATX™ JBEP Series Undrilled and Pre-Drilled, FRP Empty Junction Boxes

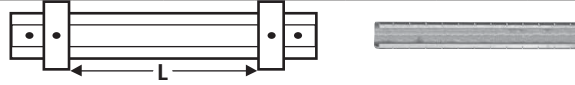
Fiberglass Reinforced Polyester. Increased Safety. For Field Drilling and Customization.

NEC/CEC:
Class I, Zone 1, AEx e IIC, T5 or T6
Ex e IIC, T5 or T6
IP66

ATEX/IECEX:
Zone 1 and 2 – 21 and 22
II 2 GD
IP66 – IK10

Vertical Din Rail

Rail size for JBEP080806 15 x 5.5 mm. All other rail sizes are 35 x 15 mm or 35 x 7.5 mm.
NEC/CEC and ATEX/IECEX: Terminal block WDU used for all sizes.



Enclosure Catalog Number	Vertical Terminal Rail	Number of Terminals of the same pitch per rail — Nominal cross section (mm ²) and pitch (mm)												
		Length	L	Max. Qty	2.5 / 5.1	4 / 6.1	6 / 7.9	10 / 9.9	16 / 11.9	35 / 16	50 / 18.5	70 / 20.5	95/120 / 27	Earthing Bar
JBEP0808060	I	70	41	1	6	4	4	0	0	0	0	0	0	N/A
JBEP121209S0	I	94	73	1	14	12	0	0	0	0	0	0	0	N/A
JBEP1717090	I	150	122	1	24	20	15	12	9	0	0	0	0	128
JBEP2021100	I	178	149	1	29	24	18	15	11	8	0	0	0	155
JBEP2021150	I	178	149	1	29	24	18	15	11	8	0	0	0	195
JBEP2532150	II	223	199	2	78	66	50	40	32	12	10	9	0	160
JBEP3225150	II	296	245	2	96	80	34	27	22	16	0	0	0	230
JBEP3250150	III	296	270	4	198	168	100	79	64	32	14	12	9	230
JBEP3250230	III	296	270	4	198	168	100	79	64	32	14	12	9	230
JBEP3275150	IIII	296	270	6	318	264	168	133	88	46	28	24	9	230
JBEP3275230	IIII	296	270	6	318	264	168	133	88	46	28	24	9	230
JBEP5032150	III	476	450	2	176	146	114	90	74	27	23	21	0	470
JBEP5032230	III	476	450	2	176	146	114	90	74	27	23	21	0	470
JBEP7532150	III	728	700	2	274	228	176	140	116	43	37	33	9	720
JBEP7532230	III	728	700	2	274	228	176	140	116	43	37	33	9	720

ATX™ JBEP Series Undrilled and Pre-Drilled, FRP Empty Junction Boxes

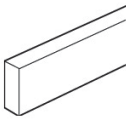
Fiberglass Reinforced Polyester. Increased Safety. For Field Drilling and Customization.

NEC/CEC:
Class I, Zone 1, AEx e IIC, T5 or T6
Ex e IIC, T5 or T6
IP66

ATEX/IECEX:
Zone 1 and 2 – 21 and 22
II 2 GD
IP66 – IK10

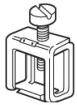
Solid Copper Bar – Available in 1 Meter Length Pieces

Enclosure Catalog Number	Horizontal Bar Length – mm	Vertical Bar Length – mm	Catalog Number
For 10 x 3 mm length is 1 meter			CB1M
JBEP1717090	128	90	
JBEP2021100	195	97	
JBEP2021150	195	97	
JBEP2532150	300	230	
JBEP3225150	230	300	
JBEP3250150	480	305	
JBEP3250230	480	305	
JBEP3275150	730	300	
JBEP3275230	730	300	
JBEP5032150	305	480	
JBEP5032230	305	480	
JBEP7532150	300	730	
JBEP7532230	300	730	



Cable Clamp for Copper Bar – Pack of 10 – 10 x 3 mm (0.394" x 0.118")

Flexible	Solid	Catalog Number
0.5 to 4 mm ² (20AWG-10AWG)	6 mm ² (10AWG)	CC6MM
2.5 to 16 mm ² (14AWG-4AWG)	16 mm ² (4AWG)	CC16MM
16 to 35 mm ² (6AWG-1AWG)	50 mm ² (1/0)	CC50MM



Spacer for Copper Bar – Supplied with Mounting Inserts

Description	Height – mm (in)	Catalog Number
Insulated	50 (1.97)	JBEP CBI
Non-Insulated	50 (1.97)	JBEP CBNI



Mounting Pan – Solid Galvanized Steel – Supplied with Screws

Enclosure Catalog Number	Dimensions – mm (in) Height x Width x Thickness	Catalog Number
JBEP0808060	46 x 75 x 1 (1.8 x 2.95 x 0.04)	JBEP0407
JBEP121209S0	100 x 80 x 1 (3.9 x 3.2 x 0.04)	JBEP1008
JBEP1717090	152 x 150 x 1 (5.98 x 5.9 x 0.04)	JBEP1515
JBEP2021100, JBEP2021150	185 x 170 x 1.5 (7.28 x 6.69 x 0.06)	JBEP1518
JBEP3225150, JBEP2532150	260 x 230 x 2 (10.2 x 9.1 x 0.08)	JBEP2623
JBEP3250150, JBEP3250230, JBEP5032150, JBEP5032230	480 x 260 x 2 (18.9 x 10.2 x 0.08)	JBEP4826
JBEP3275150, JBEP3275230, JBEP7532150, JBEP7532230	730 x 260 x 2 (28.7 x 10.2 x 0.08)	JBEP7326




ATX™ JBEP Series Undrilled and Pre-Drilled, FRP Empty Junction Boxes

Fiberglass Reinforced Polyester. Increased Safety. For Field Drilling and Customization.

NEC/CEC:
Class I, Zone 1, AEx e IIC, T5 or T6
Ex e IIC, T5 or T6
IP66

ATEX/IECEX:
Zone 1 and 2 – 21 and 22
II 2 GD
IP66 – IK10

Mounting Screws — Self Tapping — Used for Mounting DIN Rails and Mounting Pan — Pack of 50

	Description	Catalog Number
	Sheet metal screw with a drill point and a Phillips pan head	JBEPMS8

Earth Continuity Brass Plate — Thickness: 3.00 mm (0.12 in)

Enclosure Catalog Number	Side – mm (in)	Catalog Number	Bottom – mm (in)	Catalog Number
JBEP121209S0	58 x 44 (2.28 x 1.73)	JBEP02S	72 x 44 (2.83 x 1.73)	JBEP02B
JBEP1717090	105 x 65 (4.13 x 2.55)	JBEP05S	127 x 65 (5 x 2.56)	JBEP05B
JBEP2021100	105 x 65 (4.13 x 2.56)	JBEP06S	150 x 65 (5.90 x 2.56)	JBEP06B
JBEP2021150	105 x 105 (4.13 x 4.13)	JBEP07S	150 x 105 (5.90 x 4.13)	JBEP07B
JBEP2532150	150 x 116 (5.90 x 4.56)	JBEP08S	250 x 116 (9.84 x 4.57)	JBEP08B
JBEP3225150	250 x 116 (9.84 x 4.56)	JBEP10S	150 x 116 (5.91 x 4.57)	JBEP10B
JBEP3250150	250 x 116 (9.84 x 4.56)	JBEP11S	180 x 116 (7.09 x 4.57)	JBEP11B
JBEP3250230	250 x 196 (9.84 x 7.71)	JBEP16S	180 x 196 (7.09 x 7.72)	JBEP16B
JBEP3275150	250 x 116 (9.84 x 4.56)	JBEP12S	305 x 116 (12.00 x 4.57)	JBEP12B
JBEP3275230	250 x 196 (9.84 x 7.71)	JBEP17S	305 x 196 (12.00 x 7.72)	JBEP17B
JBEP5032150	180 x 116 (7.08 x 4.56)	JBEP09S	250 x 116 (9.84 x 4.57)	JBEP09B
JBEP5032230	180 x 196 (7.08 x 7.71)	JBEP13S	250 x 196 (9.84 x 7.72)	JBEP13B
JBEP7532150	305 x 116 (12.0 x 4.56)	JBEP14S	250 x 116 (9.84 x 4.57)	JBEP14B
JBEP7532230	305 x 196 (12.0 x 7.71)	JBEP15S	250 x 196 (9.84 x 7.72)	JBEP15B


ATX™ JBEP Series Undrilled and Pre-Drilled, FRP Empty Junction Boxes

Fiberglass Reinforced Polyester. Increased Safety. For Field Drilling and Customization.


NEC/CEC:
Class I, Zone 1, AEx e IIC, T5 or T6
Ex e IIC, T5 or T6
IP66

ATEX/IECEX:
Zone 1 and 2 – 21 and 22
Ⓜ II 2 GD
IP66 – IK10


Self Adhesive Pocket for Drawings — Set of 5, A4 Size

	External Dimension – mm (in)	Internal Dimensions – mm (in)	Catalog Number
	260 x 165 (10 x 6)	230 x 130 x 18 (9 x 5 x 1)	JBEPSAP
Set of 5 — Self adhesive plastic protective sleeve, Size A4.			JBEPSAPS

Laminated Plastic Nameplate for Engraving ①

	Description	Size – mm (in)	Catalog Number
	White color with black lettering, two (2) mounting rivets included	65 x 18 (2.56 x 0.709)	NPW
	Yellow color with black lettering, two (2) mounting rivets included	65 x 18 (2.56 x 0.709)	NPY

Feed-Thru Earth/Ground Terminal

	Description	Size	Catalog Number
	Stainless steel, complete with gasket washer, lock washers, nuts for internal and external cable connections	M8	JBEPET
Set of 10 — Press fit, brass expansion insert		M5	JBPEXI

① Due to the size of JBEP0808060, optional Laminated Plastic Nameplate for Engraving is not recommended for this enclosure.
The 85 x 85 x 60 mm (3.35 x 3.35 x 2.36 in) dimensions do not allow for mounting space beyond the factory adhered product label.

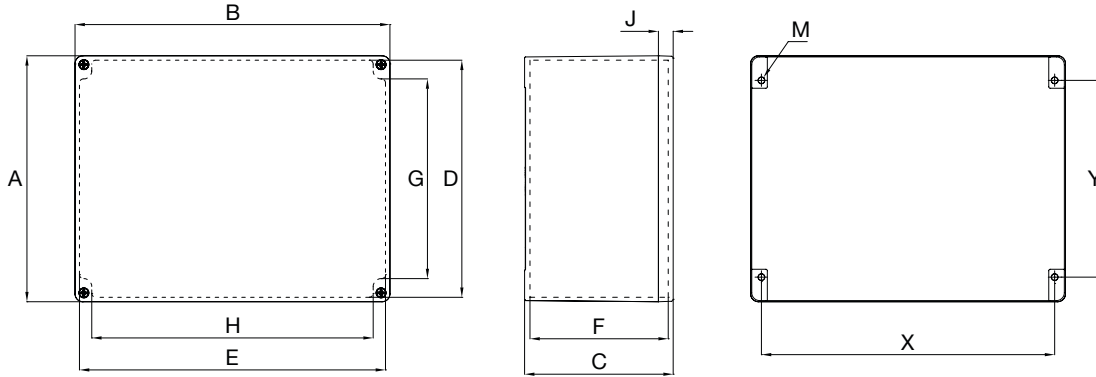
ATX™ JBEP Series Undrilled and Pre-Drilled, FRP Empty Junction Boxes

Fiberglass Reinforced Polyester. Increased Safety. For Field Drilling and Customization.

NEC/CEC:
Class I, Zone 1, AEx e IIC, T5 or T6
Ex e IIC, T5 or T6
IP66

ATEX/IECEx:
Zone 1 and 2 – 21 and 22
II 2 GD
IP66 – IK10

Dimensions in Millimeters (Inches) ①



Enclosure Catalog Number	External Dimension				Internal Dimensions				Cover J	Body Thickness	Wall Fixing		
	A	B	C	D	E	F	G	H			X	Y	M ②
JBEP0808060	85 (3.346)	85 (3.346)	61 (2.402)	76.7 (3.020)	76.7 (3.020)	47 (1.850)	41 (1.614)	51 (2.008)	15 (0.591)	3.5 (0.138)	69 (2.717)	49 (1.929)	M4
JBEP1212070	120 (4.724)	120 (4.724)	66 (2.598)	109.5 (4.311)	109.5 (4.311)	50.7 (1.996)	63 (4.528)	85 (3.346)	15 (0.591)	4.5 (0.177)	103 (4.055)	83 (3.268)	M5
JBEP1212090	120 (4.724)	120 (4.724)	91 (3.583)	109.5 (4.311)	109.5 (4.311)	75 (2.953)	63 (4.528)	85 (3.346)	40 (1.575)	4.5 (0.177)	103 (4.055)	83 (3.268)	M5
JBEP121209S0	120 (4.724)	120 (4.724)	91 (3.583)	108.6 (4.276)	108.6 (4.276)	75 (2.953)	63 (4.528)	85 (3.346)	15 (0.591)	4.5 (0.177)	103 (4.055)	83 (3.268)	M5
JBEP1717090	170 (6.693)	170 (6.693)	91 (3.583)	158.5 (6.240)	158.5 (6.240)	72 (2.835)	112.5 (4.429)	137 (5.394)	15 (0.591)	4.5 (0.177)	153 (6.024)	131 (5.157)	M5
JBEP1712090	170 (6.693)	120 (4.724)	91 (3.583)	159.5 (6.280)	109.5 (4.311)	75 (2.953)	107.3 (4.224)	87 (3.425)	40 (1.575)	4.5 (0.177)	103 (4.055)	131 (5.157)	M5
JBEP2021100	200 (7.874)	215 (8.465)	95 (3.740)	185.8 (7.315)	200.8 (7.906)	76 (2.992)	116 (4.567)	159 (6.260)	20 (0.787)	6.1 (0.240)	189 (7.441)	146 (5.748)	M6
JBEP2021150	200 (7.874)	215 (8.465)	145 (5.709)	185.8 (7.315)	200.8 (7.906)	122.5 (4.823)	114.8 (4.519)	159 (6.260)	20 (0.787)	6.1 (0.240)	189 (7.441)	146 (5.748)	M6
JBEP2532150	250 (9.843)	320 (12.598)	150 (5.906)	241 (9.488)	311 (12.244)	133.5 (5.256)	171 (6.732)	267 (10.512)	15 (0.591)	5 (0.197)	200 (7.874)	298 (11.732)	M6
JBEP3225150	320 (12.598)	250 (9.843)	150 (5.906)	311 (12.244)	241 (9.488)	133.5 (5.256)	267 (10.512)	171 (6.732)	15 (0.591)	5 (0.197)	298 (11.732)	200 (7.874)	M6
JBEP3250150	320 (12.598)	500 (19.685)	150 (5.906)	311 (12.244)	491 (19.331)	133.5 (5.256)	267 (10.512)	421 (16.575)	15 (0.591)	5 (0.197)	298 (11.732)	447 (17.598)	M6
JBEP3250230	320 (12.598)	500 (19.685)	230 (9.055)	311 (12.244)	491 (19.331)	213.5 (8.406)	267 (10.512)	421 (16.575)	15 (0.591)	5 (0.197)	298 (11.732)	447 (17.598)	M6
JBEP3275150	320 (12.598)	750 (29.528)	150 (5.906)	311 (12.244)	741 (29.173)	133.5 (5.256)	267 (10.512)	671 (26.417)	15 (0.591)	5 (0.197)	298 (11.732)	698 (27.480)	M6
JBEP3275230	320 (12.598)	750 (29.528)	230 (9.055)	311 (12.244)	741 (29.173)	213.5 (8.406)	267 (10.512)	671 (26.417)	15 (0.591)	5 (0.197)	298 (11.732)	698 (27.480)	M6
JBEP5032150	500 (19.685)	320 (12.598)	150 (5.906)	491 (19.331)	311 (12.244)	133.5 (5.256)	421 (16.575)	267 (10.512)	15 (0.591)	5 (0.197)	447 (17.598)	298 (11.732)	M6
JBEP5032230	500 (19.685)	320 (12.598)	230 (9.055)	491 (19.331)	311 (12.244)	213.5 (8.406)	421 (16.575)	267 (10.512)	15 (0.591)	5 (0.197)	447 (17.598)	298 (11.732)	M6
JBEP7532150	750 (29.528)	320 (12.598)	150 (5.906)	741 (29.173)	311 (12.244)	133.5 (5.256)	671 (26.417)	267 (10.512)	15 (0.591)	5 (0.197)	298 (11.732)	698 (27.480)	M6
JBEP7532230	750 (29.528)	320 (12.598)	230 (9.055)	741 (29.173)	311 (12.244)	213.5 (8.406)	671 (26.417)	267 (10.512)	15 (0.591)	5 (0.197)	698 (27.480)	298 (11.732)	M6

① Wall fixing screw diameter 5 mm (0.20"). Wall fixing screw hole 6 mm (0.24").

② Screw to be used for mounting box.